

# Persistent Visibility

The architecture of professional client follow-up.

The Amateur Illusion

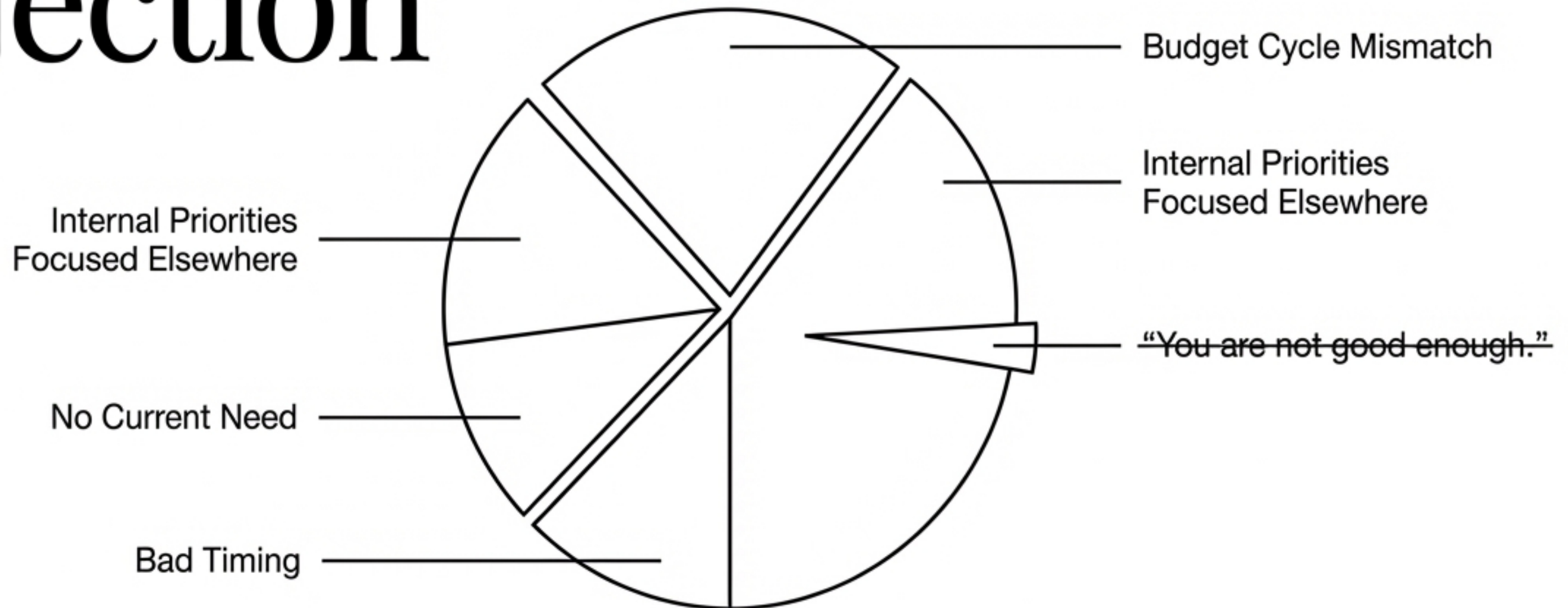
~~Send Email → Get Hired~~

The Professional Reality

Enter Conversation → Stay Relevant → Be Ready

Most photographers quit after the first email. Professionals get hired on the third.

# Silence is Not Rejection



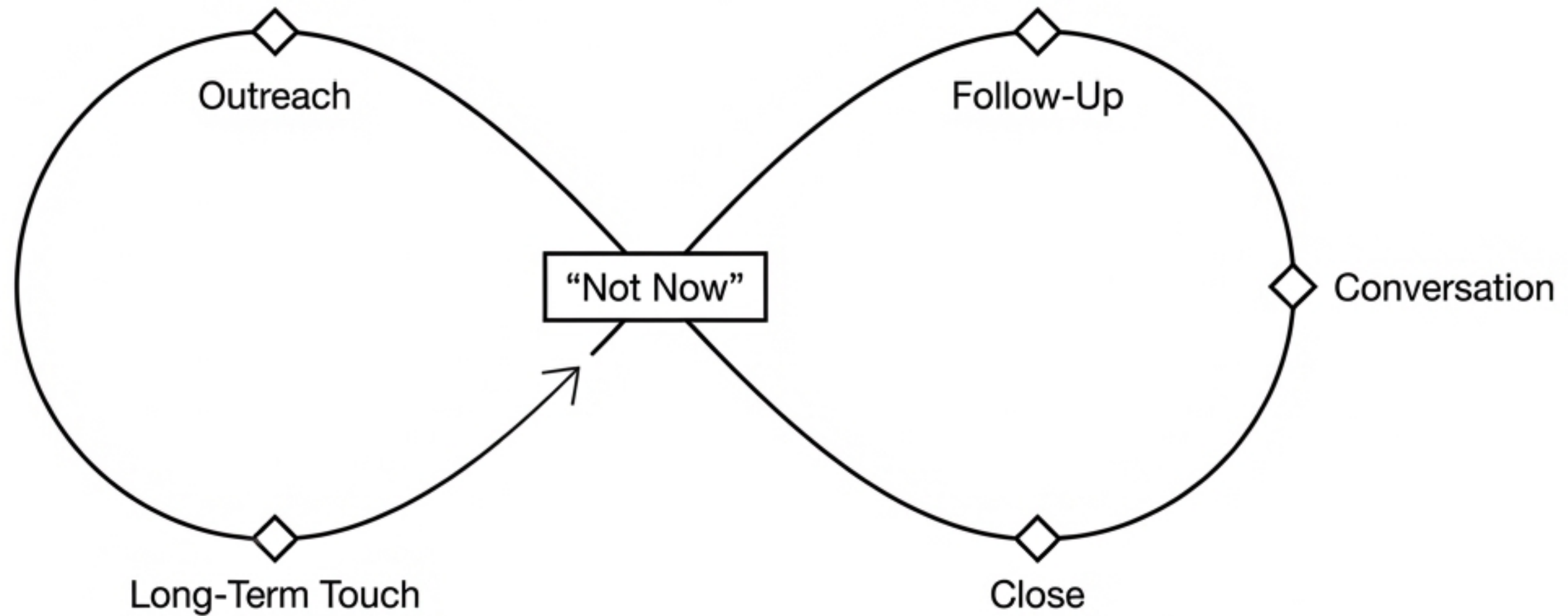
Photographers take it personally. Professionals track it strategically.

# The Psychological Pivot

	<b>Amateur View</b>	<b>Professional View</b>
The Meaning of Silence:	Artistic Rejection	Bad Timing
The Goal of Outreach:	Get Hired Immediately	Enter a Conversation
The Act of Follow-Up:	“Checking in”	Adding Strategic Value

Your job is to stay visible until their timing, budget, and priorities align.

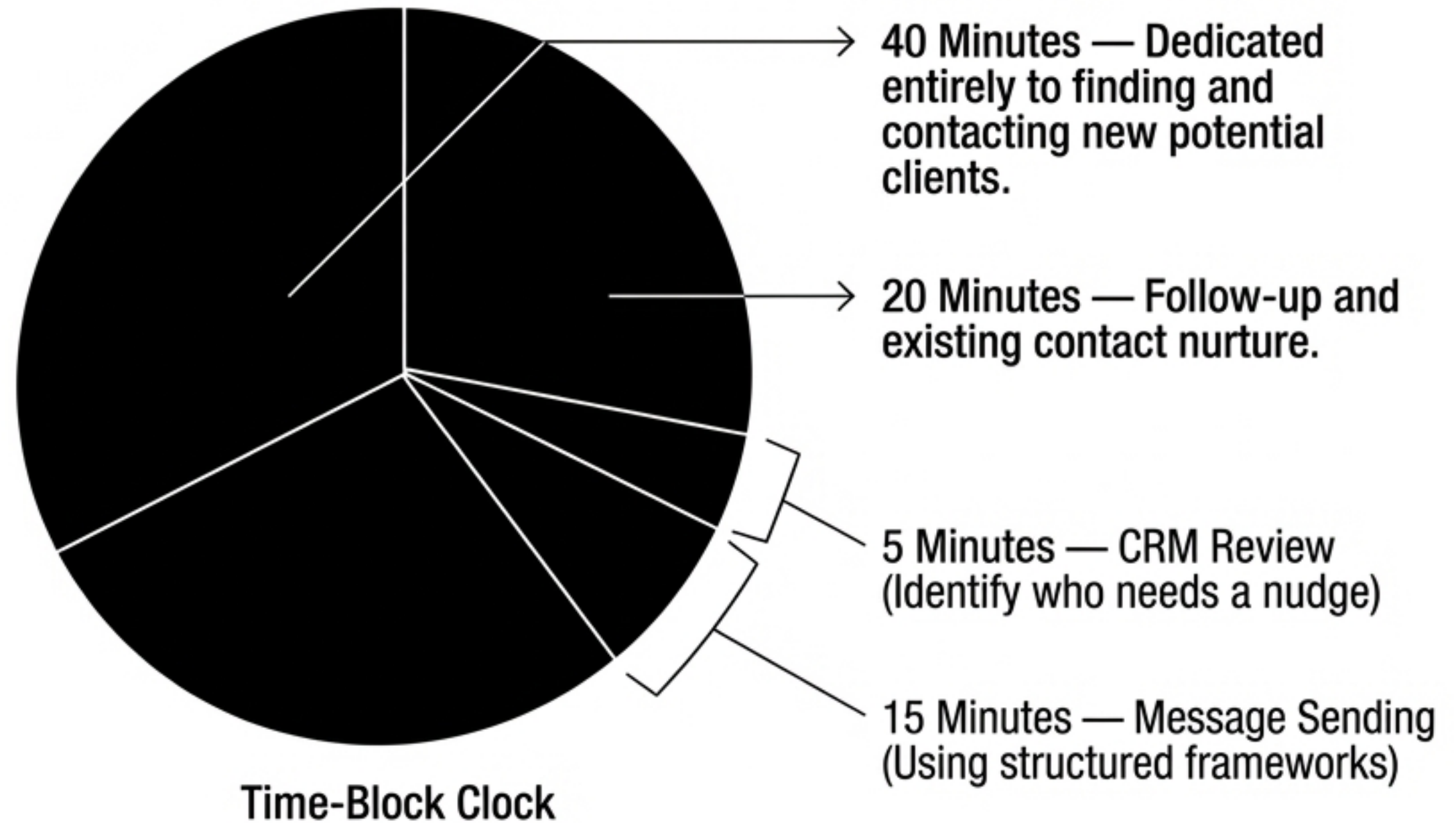
# The Momentum Loop



**The loop only ends when the relationship is completely dead—or they explicitly tell you to stop.**

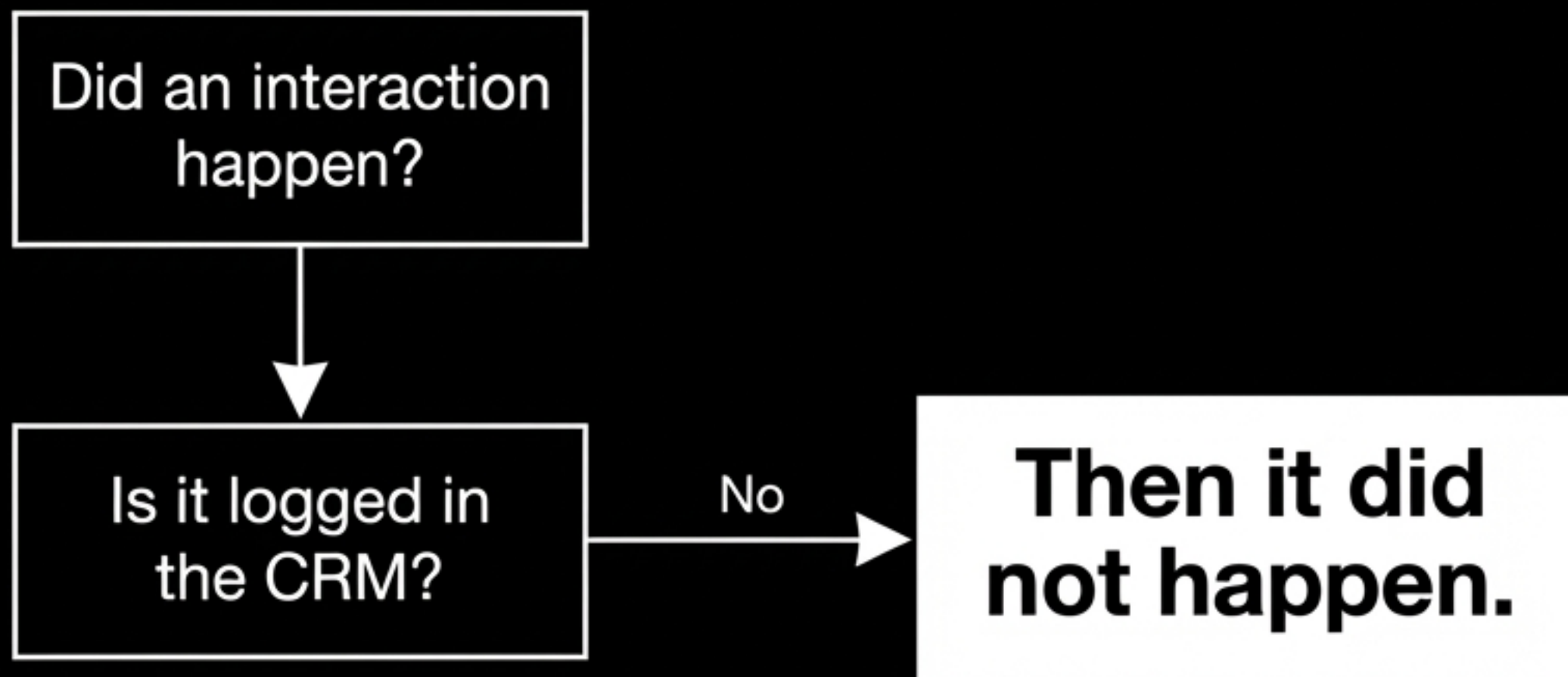
# The 60-Minute Architecture

## Time-Block Clock



Non-negotiable. No 'I'll do it later.'  
Designed for daily execution (or 3x weekly minimum).

# The Golden Rule of Tracking

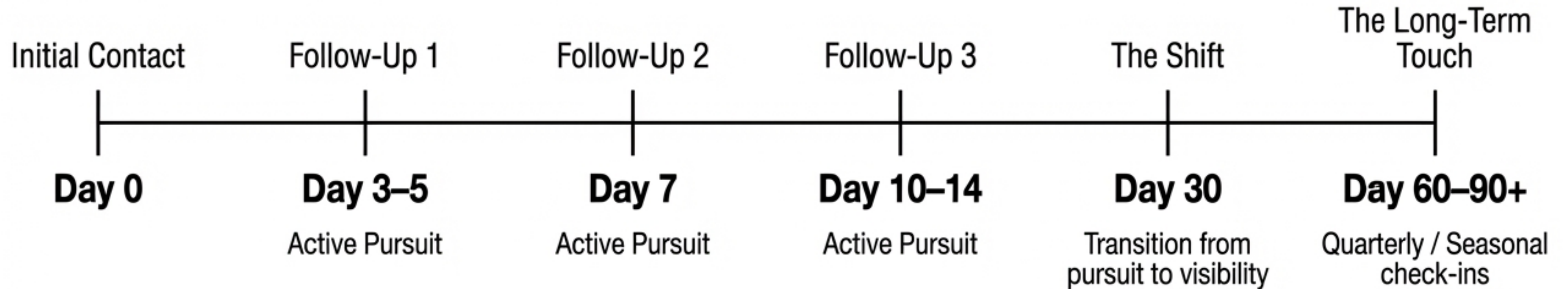


Log every single interaction immediately.

Note the type of follow-up sent.

Schedule the exact next follow-up date.

# The Follow-Up Cadence



No contact is left behind. If they haven't responded, they are simply a 'not now.'

~~“Just checking in...”~~

## Rule #2: Always Add Value

Every message must bring something useful to the table:

A new image aligned with their brand.

A new campaign idea.

A new angle or visual concept.

A relevant observation about their business.

---

Never send a needy message. Never ask them to do the work of finding a reason to hire you.

# The 3 Frameworks of Professional Follow-Up

## Message Architecture Matrix

Framework	The Opening Line	Core Action	Strategic Positioning
<b>The Value Add</b>	“Saw this and thought of you...”	Share a relevant image or visual improvement	You are already thinking and acting like their photographer.
<b>The Idea Hook</b>	“Here’s something you could be doing...”	Pitch a simple campaign concept or new angle	You actively create work rather than just asking for it.
<b>The Soft Reset</b>	“Timing might not have been right...”	Acknowledge reality, state availability	You are professional, aware, and present without desperation.

# The Stage Pivot

## The Photographer

Stage: Follow-Up

Action: Sharing value, pitching ideas, building awareness.

The Trigger: Persistent, value-driven follow-ups prompt the client to reply. You must immediately abandon the 'Photographer' mindset.

## The Problem Solver

Stage: Conversation

Action: Diagnosing needs, managing scope, closing the job.

# Navigating the Conversation Stage

# 1

## Ask Questions

Instead of immediately pitching services, initiate a dialogue. Uncover the client's current situation, internal priorities, and upcoming projects.

# 2

## Clarify & Identify

Listen actively. Pinpoint the exact visual branding gaps or specific problems they are attempting to solve.

# 3

## Suggest Direction

Offer tailored visual concepts or campaign directions that directly and explicitly address the needs you just uncovered.

No rambling. No guessing.

# Executing The Close

## Define Scope.

(Clearly map out the agreed-upon direction based on identified needs).

## Present Estimate.

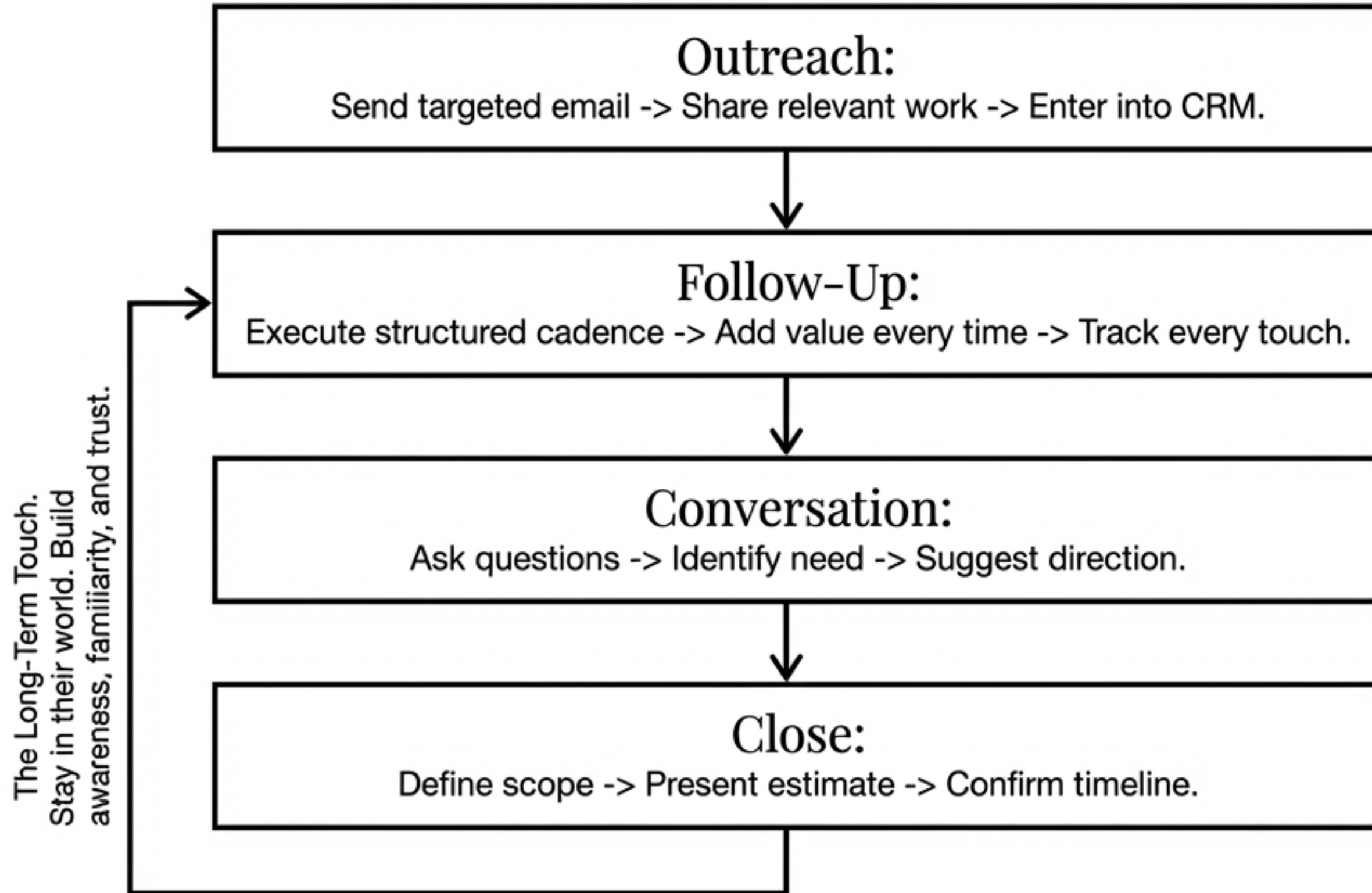
(Attach precise financial figures to the defined scope).

## Confirm Timeline.

(Lock in the production schedule and execution dates).

Once the direction is agreed upon, the conversation shifts strictly to logistics.

# The Client Momentum Pipeline



Most work doesn't come from outreach.  
It comes from staying in motion.